

Scaled data based on original data using
LM-79-08 Approved Method: Electrical and Photometric Measurements of Solid-
State Lighting Products

Test Report Prepared for
Cooper Lighting Solutions
(formerly Eaton)

Brand: McGRAW-EDISON

Report Number: P386041

Luminaire Tested: **GWC-SA1C-827-U-T4W**

Issue Date: 3/3/2020

Test Information

Test Method: LM-79-08
Report Number: P386041
TEST IS SCALED FROM IESNA LM-79-08 TEST DATA (G2-1903-205-18)
Test Lab: INNOVATION CENTER
Issue Date: 3/3/2020
Manufacturer: COOPER LIGHTING SOLUTIONS (FORMERLY EATON)
Product Line: MCGRAW-EDISON
Catalog Number: GWC-SA1C-827-U-T4W
Description: GALLEON WALL LUMINAIRE
(1) 80 CRI, 2700K, 1050mA LIGHTSQUARE WITH 16 LEDS AND TYPE IV WIDE OPTICS
Light Source: -
Ballast/Driver: ELECTRONIC DRIVER

Summary

Lumens per Lamp: N/A
Luminaire Lumens: 5515 lumens
Efficiency: N/A
Efficacy: 95.1 lumens/watt
Luminous Opening: Rectangular (W 0.5' x L: 0.5' x H: 0')
IES Classification: Type IV - Short
BUG Rating: B1 - U0 - G2

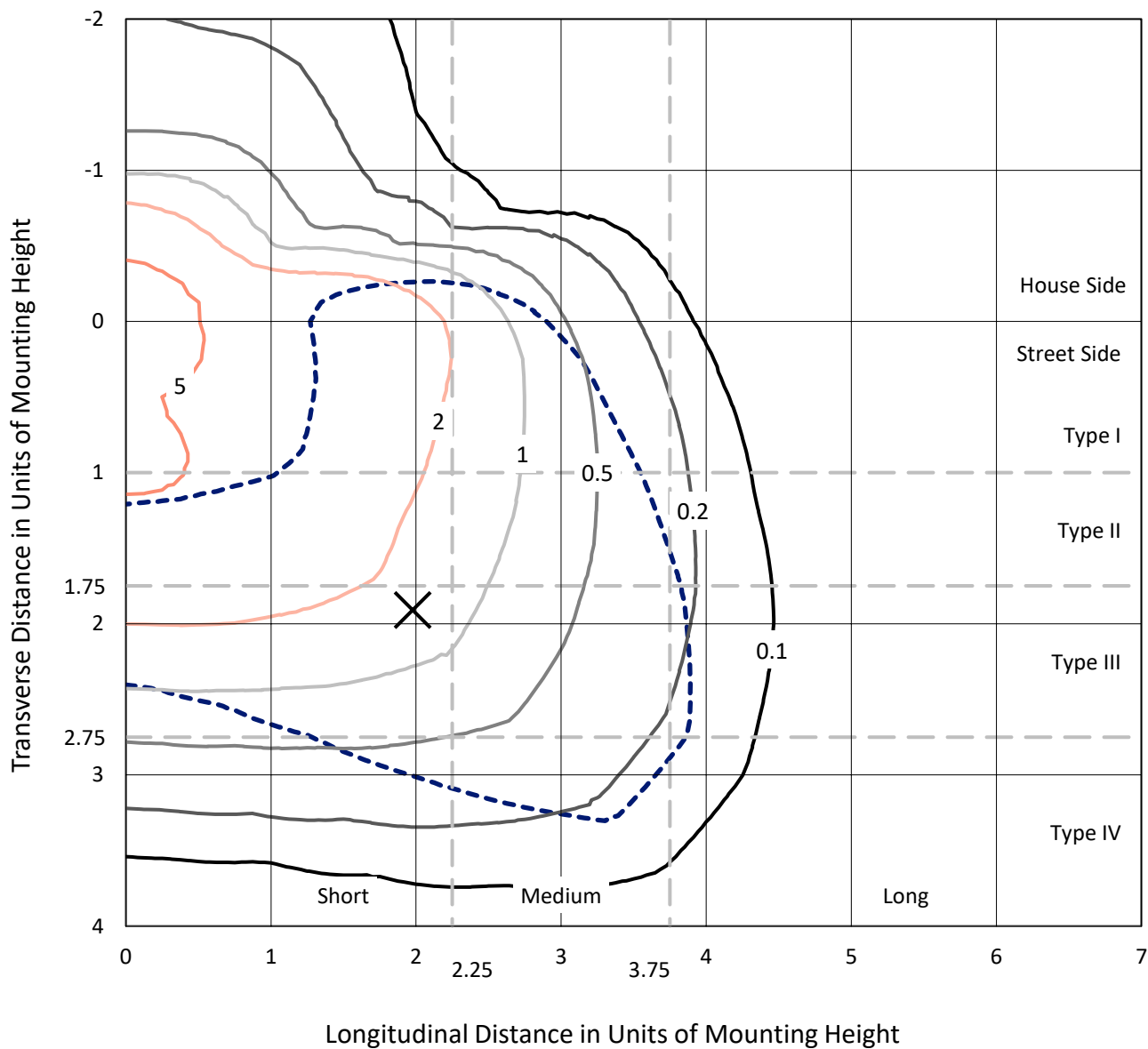
Input Watts (W): 58
Input Voltage (V): NR
Input Current (Ain): NR
Voltage Rise (V): NR
Power Factor: NR
Total Harmonic Distortion (THDi): NR
Frequency (hertz): 60
Stabilization Time: NR
Operation Time: NR
Ambient Temperature (°C): NR
Test Distance: 24 FT



REPORT NUMBER: P386041
 CATALOG NUMBER: GWC-SA1C-827-U-T4W

Iso-Footcandle Lines of Horizontal Illumination

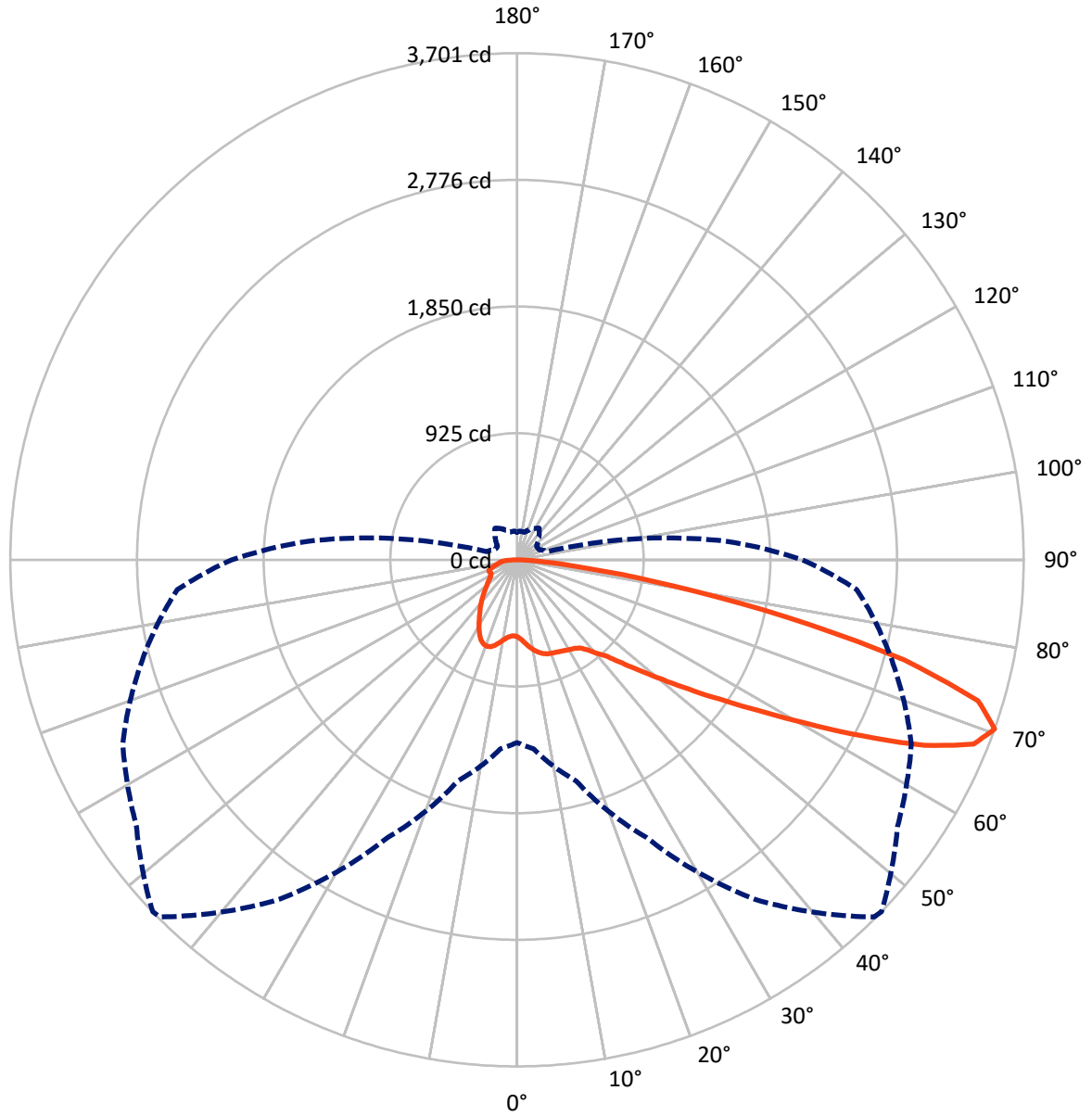
✕ Max cd
 - - - 1/2 Max cd



Based on 10 foot mounting height. Maximum calculated value = 7 fc
 Type IV - Short - N/A

REPORT NUMBER: P386041
CATALOG NUMBER: GWC-SA1C-827-U-T4W

Luminous Intensity Polar Plot



— Vertical Plane Through 46-Deg Lateral - - - Horizontal Cone Through 70-Deg Vertical

REPORT NUMBER: P386041

CATALOG NUMBER: GWC-SA1C-827-U-T4W

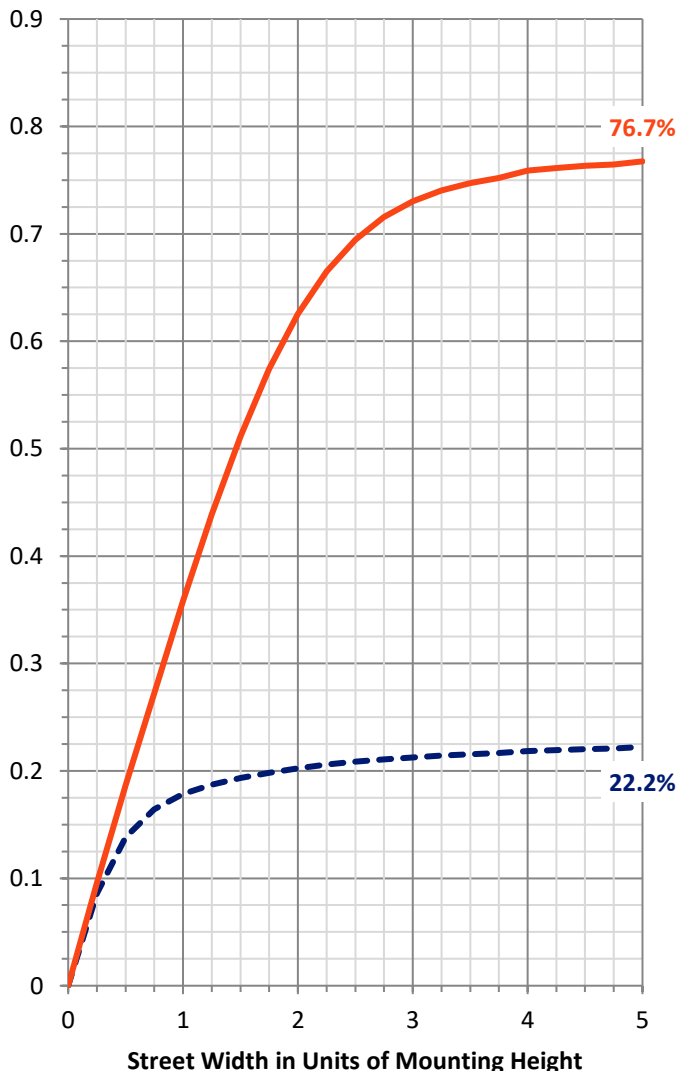
FLUX DISTRIBUTION:

		Downward	Upward	Total
House Side	Lumens	1264.0	0.0	1264.0
	% Fixture	22.9	0.0	22.9
Street Side	Lumens	4251.0	0.0	4251.0
	% Fixture	77.1	0.0	77.1
Total	Lumens	5515.0	0.0	5515.0
	% Fixture	100.0	0.0	100.0

ZONAL LUMENS:

Zone	Lumens	% Fixture
0°-10°	57.3	1.0
10°-20°	190.8	3.5
20°-30°	318.2	5.8
30°-40°	451.5	8.2
40°-50°	664.2	12.0
50°-60°	1124.8	20.4
60°-70°	1596.6	29.0
70°-80°	970.0	17.6
80°-90°	141.6	2.6
90°-100°	0.0	0.0
100°-110°	0.0	0.0
110°-120°	0.0	0.0
120°-130°	0.0	0.0
130°-140°	0.0	0.0
140°-150°	0.0	0.0
150°-160°	0.0	0.0
160°-170°	0.0	0.0
170°-180°	0.0	0.0
0°-90°	5515.0	100.0
0°-180°	5515.0	100.0

Coefficient of Utilization



REPORT NUMBER: P386041

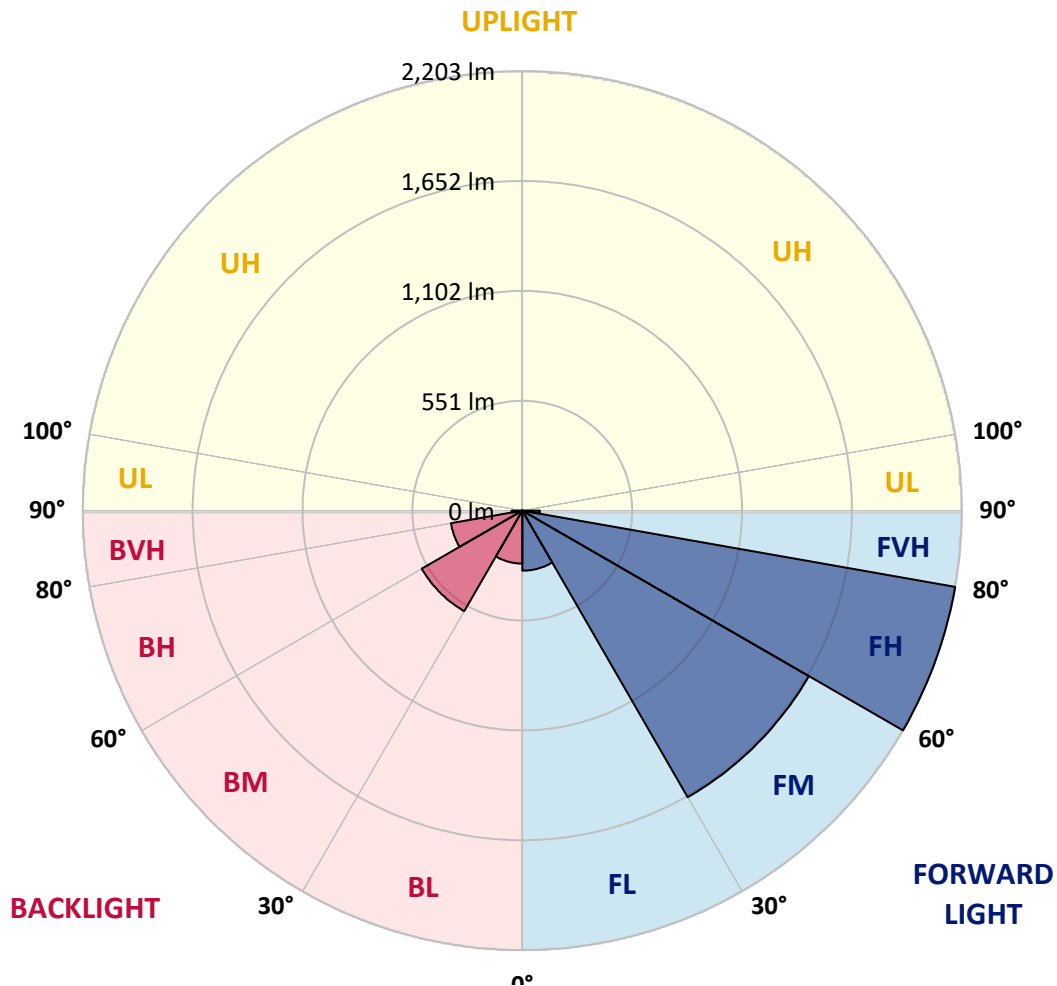
CATALOG NUMBER: GWC-SA1C-827-U-T4W

LUMINAIRE CLASSIFICATION SYSTEM LUMEN TABLE AND BUG RATING:

Zone	Lumens	% Fixture	Zone Rating/Lumen Limit		
			B	U	G
FL (0°-30°)	300.9	5.5			
FM (30°-60°)	1658.7	30.1			
FH (60°-80°)	2203.2	39.9			G2/5000
FVH (80°-90°)	88.2	1.6			G1/100
BL (0°-30°)	265.4	4.8	B1/500		
BM (30°-60°)	581.9	10.6	B1/1000		
BH (60°-80°)	363.4	6.6	B1/500		G1/500
BVH (80°-90°)	53.4	1.0			G1/100
UL (90°-100°)	0.0	0.0		U0/0	
UH (100°-180°)	0.0	0.0		U0/0	

BUG Rating: B1-U0-G2

Type IV Short





REPORT NUMBER: P386041

CATALOG NUMBER: GWC-SA1C-827-U-T4W

CANDELA DISTRIBUTION (FULL):

	0°	5°	15°	25°	35°	45°	46°	55°	65°	75°	85°
0°	561.9	561.9	561.9	561.9	561.9	561.9	561.9	561.9	561.9	561.9	561.9
2.5°	590.0	590.4	591.1	589.2	584.0	582.4	581.9	576.4	572.8	567.5	563.0
5°	637.2	637.6	636.4	631.1	619.4	610.8	610.0	597.5	586.2	574.1	565.1
7.5°	686.4	687.0	683.4	673.4	657.0	641.9	641.0	624.0	606.8	588.5	574.9
10°	730.0	727.8	721.9	708.0	688.5	670.0	669.3	651.5	631.7	609.6	591.5
12.5°	759.1	757.2	749.7	732.7	711.4	694.4	692.9	676.4	657.2	633.0	611.3
15°	775.1	776.5	766.3	747.0	726.3	711.9	710.6	698.9	681.7	657.4	632.5
17.5°	777.2	778.4	768.5	749.5	732.5	722.7	722.1	714.4	701.9	678.5	652.5
20°	765.1	765.9	757.8	742.1	731.0	728.0	727.8	724.4	715.1	694.4	669.1
22.5°	747.6	748.2	742.3	731.0	727.2	731.9	733.2	731.9	725.3	705.9	682.1
25°	743.2	742.9	736.8	725.3	728.5	738.5	740.2	740.8	736.3	719.3	698.7
27.5°	764.2	762.9	751.4	732.9	734.9	747.0	749.3	754.8	751.9	737.0	717.6
30°	824.8	822.5	798.9	761.6	751.4	757.6	760.4	769.1	769.7	757.2	742.7
32.5°	927.1	924.2	882.0	815.2	779.1	768.3	771.0	784.0	791.0	781.4	765.7
35°	1056.4	1053.2	997.7	906.3	825.5	788.9	790.8	801.2	815.2	801.6	780.8
37.5°	1191.1	1183.4	1130.0	1013.5	899.3	832.9	832.9	834.2	840.8	812.5	798.5
40°	1325.1	1317.4	1269.1	1139.6	994.8	902.2	897.8	868.6	863.3	838.9	834.2
42.5°	1449.7	1447.4	1418.9	1282.1	1106.9	970.3	964.3	914.6	915.8	900.7	900.8
45°	1582.2	1582.2	1559.0	1425.9	1237.5	1079.8	1073.7	1000.7	1012.0	1005.0	1021.8
47.5°	1690.3	1693.7	1690.5	1575.8	1389.5	1218.9	1207.9	1120.0	1151.7	1175.6	1224.5
50°	1800.7	1806.0	1806.6	1740.2	1573.1	1384.2	1371.7	1278.3	1349.1	1417.8	1513.9
52.5°	1961.0	1972.9	1925.5	1904.2	1798.1	1580.5	1568.2	1482.0	1600.1	1696.6	1862.1
55°	2109.5	2099.1	2065.4	2078.6	2038.9	1803.9	1794.7	1719.0	1879.8	2005.1	2220.1
57.5°	2189.9	2189.2	2223.1	2279.8	2298.6	2079.5	2071.8	1998.2	2195.2	2289.4	2556.3
60°	2284.3	2285.6	2369.8	2498.3	2576.1	2422.6	2419.2	2363.4	2501.5	2554.7	2819.9
62.5°	2297.5	2321.3	2466.2	2687.4	2835.8	2823.5	2831.1	2692.3	2775.6	2766.5	3016.8
65°	2145.6	2176.9	2439.2	2744.6	3094.0	3261.9	3268.9	3023.2	2991.7	2947.5	3087.2
67.5°	1834.1	1880.6	2165.6	2620.2	3179.1	3586.0	3595.8	3279.7	3171.0	3008.8	2917.7
70°	1334.7	1386.3	1673.2	2237.9	3027.3	3689.6	3700.8	3393.1	3177.8	2834.3	2490.8
72.5°	806.3	846.7	1083.2	1647.5	2555.1	3500.9	3520.7	3249.3	2901.3	2400.7	1839.2
75°	354.1	380.5	523.7	949.3	1829.2	2896.5	2921.3	2781.2	2357.3	1744.7	1087.1
77.5°	150.8	158.4	214.8	412.4	1034.1	1979.3	2013.3	2032.1	1599.4	949.3	459.4
80°	94.0	97.0	121.5	186.7	483.9	1111.7	1148.3	1195.6	794.2	349.0	160.4
82.5°	57.2	60.6	80.8	112.9	252.0	503.9	521.5	554.9	308.2	150.8	83.0
85°	34.4	36.8	49.4	71.3	143.4	198.2	198.0	218.9	145.1	97.0	43.8
87.5°	16.4	18.3	26.4	37.0	72.3	74.4	69.6	78.9	88.1	63.6	22.1
90°	0.0	0.0	0.0	0.0	0.0	0.0	0.0	0.0	0.0	0.0	0.0



REPORT NUMBER: P386041
 CATALOG NUMBER: GWC-SA1C-827-U-T4W

CANDELA DISTRIBUTION (continued):

	90°	95°	105°	115°	125°	135°	145°	155°	165°	175°	180°
0°	561.9	561.9	561.9	561.9	561.9	561.9	561.9	561.9	561.9	561.9	561.9
2.5°	561.5	560.7	558.3	556.4	556.0	554.9	553.9	554.5	555.3	555.5	555.5
5°	561.3	559.2	556.0	554.7	556.4	558.7	561.5	565.3	567.5	569.2	570.4
7.5°	570.4	566.4	562.8	562.1	565.5	571.5	577.9	585.8	591.3	595.1	595.8
10°	585.5	580.6	577.0	577.7	583.8	592.4	601.5	611.7	620.0	625.1	625.5
12.5°	602.8	598.1	594.7	597.9	607.9	618.5	627.9	636.8	644.3	649.4	649.4
15°	622.8	619.4	615.5	622.8	636.4	645.9	649.8	654.2	658.3	662.1	661.3
17.5°	642.1	638.9	636.8	645.5	659.6	664.0	661.3	658.1	658.1	660.2	660.6
20°	658.7	655.9	657.2	665.7	673.0	668.5	658.7	648.5	644.3	645.5	646.6
22.5°	673.2	671.9	675.9	679.8	674.5	658.7	640.6	626.8	621.7	621.3	621.7
25°	690.2	690.0	694.9	687.8	664.4	635.1	610.8	597.4	594.5	596.8	600.6
27.5°	711.4	713.4	715.9	689.6	643.6	599.4	574.7	565.5	568.3	573.8	577.3
30°	738.3	744.0	738.7	684.9	613.8	558.7	535.1	532.4	540.2	547.9	551.7
32.5°	764.6	773.4	760.6	672.7	575.3	515.4	497.1	496.4	505.8	513.4	518.6
35°	785.7	803.3	777.0	648.3	530.7	475.6	462.2	457.1	460.5	469.4	475.4
37.5°	813.3	842.5	788.4	611.1	482.4	442.8	427.1	415.4	412.4	416.0	419.0
40°	863.7	902.4	793.6	559.2	435.2	409.9	394.1	376.9	365.0	356.3	356.5
42.5°	946.0	980.3	790.2	496.2	391.6	377.9	359.9	340.1	320.9	301.2	299.7
45°	1079.6	1096.2	780.1	429.4	353.3	344.3	327.5	307.6	282.0	259.7	257.6
47.5°	1293.4	1256.6	764.2	371.1	319.5	315.8	300.3	277.4	250.3	232.3	230.8
50°	1585.0	1488.2	756.5	324.6	289.7	290.8	278.2	254.0	228.4	215.2	213.7
52.5°	1933.8	1757.9	771.4	288.8	265.7	269.7	260.3	237.6	216.1	205.7	204.2
55°	2295.6	2037.2	787.4	262.7	243.1	250.8	247.6	228.9	209.5	199.9	198.6
57.5°	2605.3	2245.8	755.3	241.6	222.9	235.0	237.8	223.5	206.1	197.4	195.9
60°	2800.3	2329.8	671.1	221.8	206.9	222.3	232.1	222.0	207.4	206.7	205.5
62.5°	2892.8	2322.4	544.9	206.1	196.9	216.9	236.3	230.4	222.5	229.3	229.9
65°	2851.3	2211.4	405.8	195.7	189.7	218.9	248.8	246.5	226.9	233.7	234.6
67.5°	2578.0	1946.6	300.5	186.7	181.8	224.8	271.4	251.8	218.4	223.3	220.3
70°	2083.7	1543.3	231.8	176.5	173.6	224.0	281.6	248.6	209.1	210.3	202.1
72.5°	1436.9	1052.4	188.5	167.0	161.9	204.2	274.4	240.6	201.4	192.7	181.9
75°	781.4	564.9	160.2	157.2	141.4	179.3	261.2	235.0	194.4	182.9	176.8
77.5°	307.5	234.4	139.1	143.8	123.6	158.4	246.5	224.2	184.8	169.7	166.7
80°	125.5	119.7	115.3	124.4	106.3	138.5	228.7	211.6	173.3	157.4	151.4
82.5°	71.2	74.4	89.7	98.1	86.3	127.6	220.3	201.4	159.5	141.0	133.8
85°	36.4	43.6	62.5	70.4	63.4	108.5	202.9	176.3	128.0	108.0	108.5
87.5°	17.6	24.3	39.4	44.2	41.1	78.5	151.6	127.8	99.7	78.9	76.4
90°	0.0	0.0	0.0	0.0	0.0	0.0	0.0	0.0	0.0	0.0	0.0

Signify Classified - Internal
Cooper Lighting Solutions Photometric Lab
1121 Highway 74 South
Peachtree City, GA 30269

Scaled Data Report



Report Generated By 670245982

Signify Classified - Internal
Cooper Lighting Solutions Photometric Lab
1121 Highway 74 South
Peachtree City, GA 30269

Scaled Data Report



Signify Classified - Internal
Cooper Lighting Solutions Photometric Lab
1121 Highway 74 South
Peachtree City, GA 30269

Scaled Data Report



Signify Classified - Internal
Cooper Lighting Solutions Photometric Lab
1121 Highway 74 South
Peachtree City, GA 30269

Scaled Data Report



Signify Classified - Internal
Cooper Lighting Solutions Photometric Lab
1121 Highway 74 South
Peachtree City, GA 30269

Scaled Data Report



--- HS — SS

Signify Classified - Internal
Cooper Lighting Solutions Photometric Lab
1121 Highway 74 South
Peachtree City, GA 30269

Scaled Data Report



u

Signify Classified - Internal
Cooper Lighting Solutions Photometric Lab
1121 Highway 74 South
Peachtree City, GA 30269

Scaled Data Report



Signify Classified - Internal
Cooper Lighting Solutions Photometric Lab
1121 Highway 74 South
Peachtree City, GA 30269

Scaled Data Report



(END OF REPORT)